

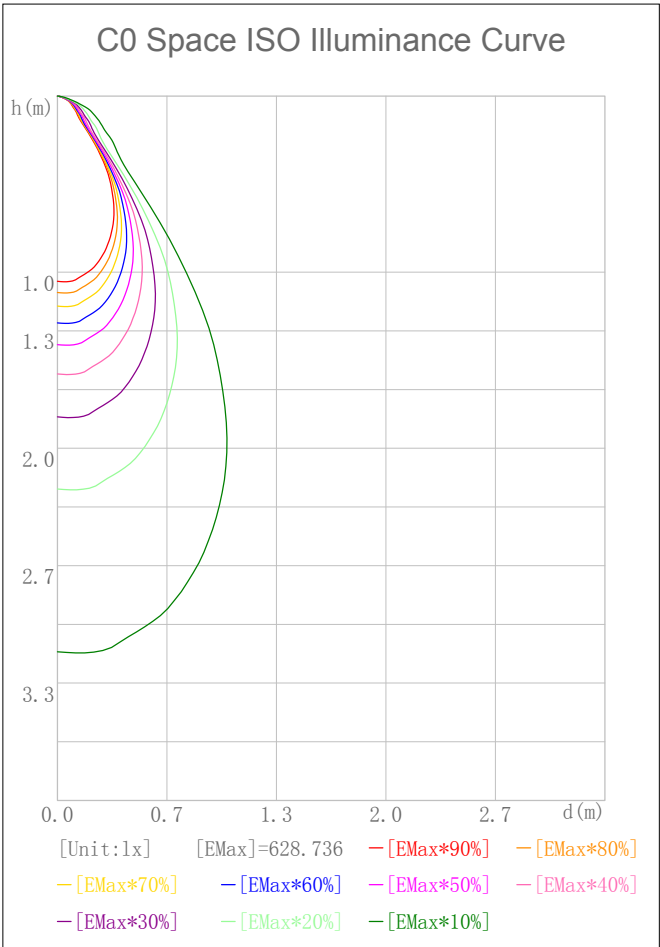
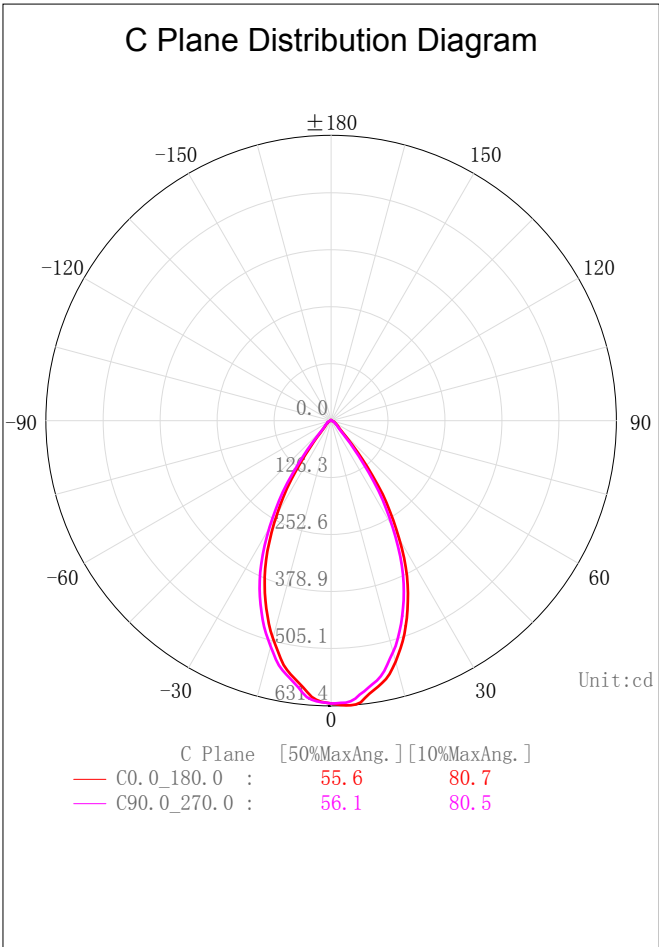
Indoor Luminaire Photometric Data

Description Information

Luminary Name:SD09-09-DW-04 2000K-3000K RA95 60D		Lum. Catalog:	Test ID: 01
Lamp Name:		Lamp Catalog: LED	Test Date: 2021/11/11
Manufacture: Shenzhen Norming Lighting Co., Ltd		Shld.Ang(°):	Test Machine:GON-2000
Test Lab: Quality Department		Frequency (Hz):	Lamp CCT(K): Ra:
Lum. Size (W*L*H):0.038m*-0.038m*0.000m		Lum. Area (m2):0.001	Lum. W(kg): 0.000
Test System: C, γ	Test Step: C=90.0 γ=1.0	Temp. (°C): 25	Humidity(%): 50.0

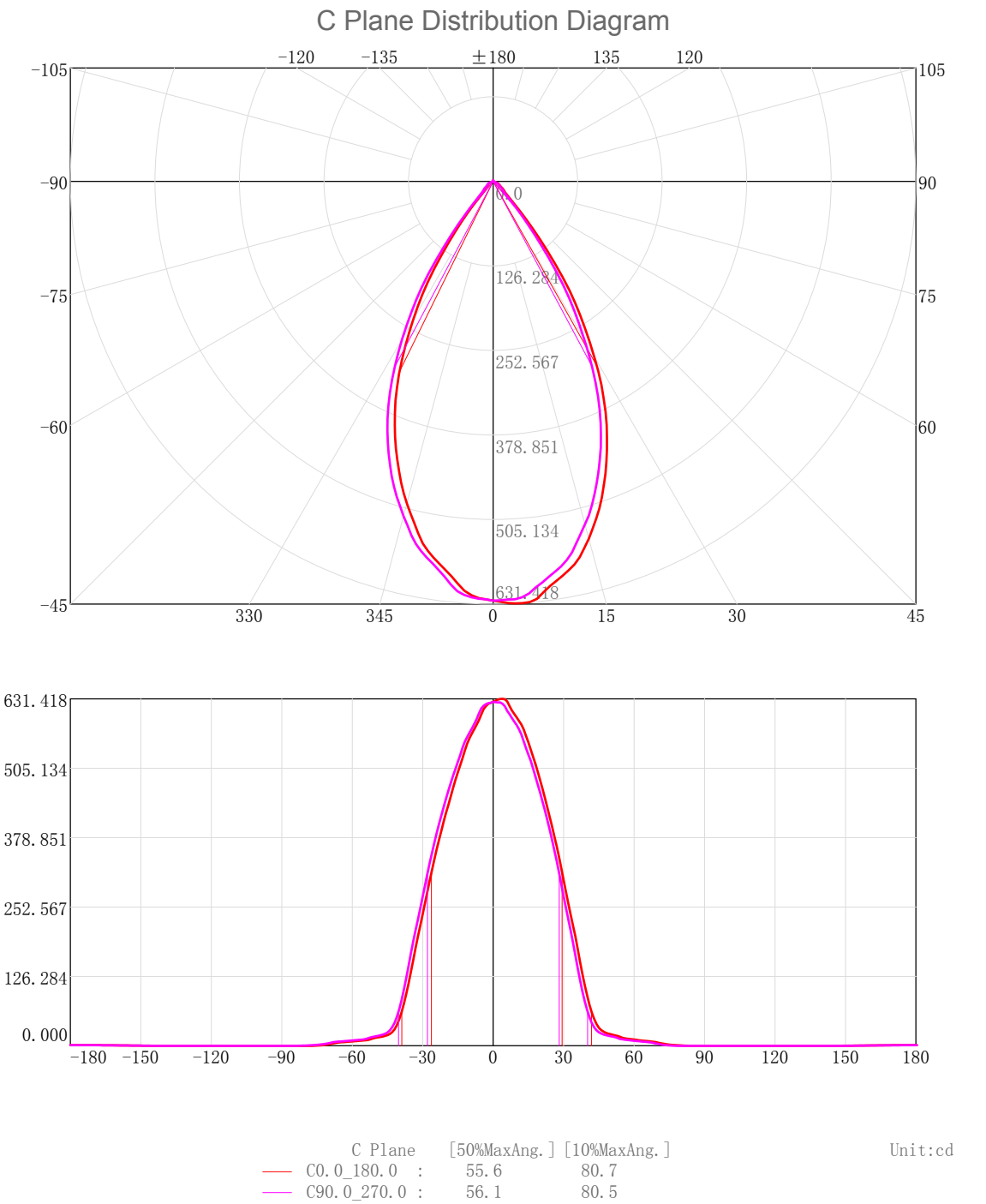
Character Parameter

Lamp Speciality Parameter		Luminaire Speciality Parameter	
Rated Flux(lm): 518.430	Luminary Flux(lm): 518.432	Field Angle(10%Imax): 80.7(°)	
Rated Power(W):	Luminary Efficiency: 100.00%	Down Lumens&Percent: 517.772lm 99.87%	
Rated Voltage(V):	Luminary EER(lm/W): 61.244	Up Lumens&Percent: 0.660lm 0.13%	
Tested Power(W): 8.465	Max. Candela(cd): 631.418	S/MH: C0_a180=0.855 C90_270=0.860	
Lamps' Inside: 1	Max Cand@Ang. (°): C=0.0 γ=4.0	CIE Type: Semi-Direct	
Tested Electrics (V, A, pf):241.0, 0.039, 0.891	Beam Angle(50%Imax): 55.6(°)	ErP Φ use(90°): 481.549lm	
Lamp Size (W*L*H):0.038m*-0.038m*0.000m	Left=-26.2°, Right=29.4°	IRF(%): 249.823	



2D Plane Light Intensity Distribution Curve

Lum. Name: SD09-09-DW-04 2000K-3000K RA95 60D	Lum. Catalog:	Test ID: 01
Lamp Name:	Lamp Catalog: LED	Test Lab: Quality Department
Manufacture: Shenzhen Norming Lighting Co., Ltd	Test Machine:GON-2000	Test Date: 2021/11/11



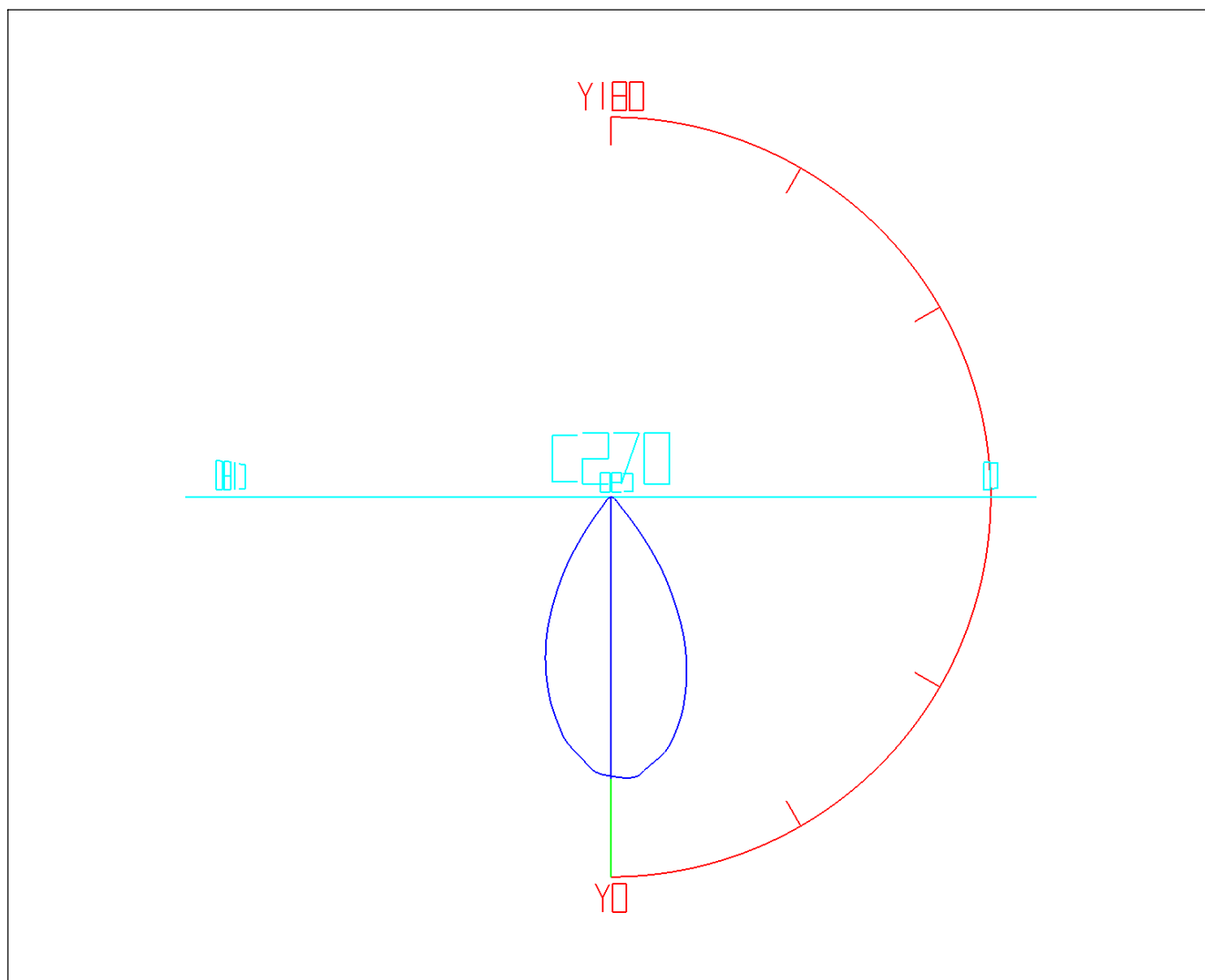
IES Indoor Report

Photometric Filename:SD09-09-DW-04 2000K-3000K RA95 60D.IES

3D Light Intensity Distribution Modal

Lum. Name: SD09-09-DW-04 2000K-3000K RA95 60D	Lum. Catalog:	Test ID: 01
Lamp Name:	Lamp Catalog: LED	Test Lab: Quality Department
Manufacture: Shenzhen Norming Lighting Co., Ltd	Test Machine:GON-2000	Test Date: 2021/11/11

3D Light Intensity Distribution Modal



Curves: 3D Model — Fixture — Vert. HUD — Hori. HUD —
View Angles: Orient:0 Tilt:0 Roll:0 Spin:0

Zonal Flux Tabulation

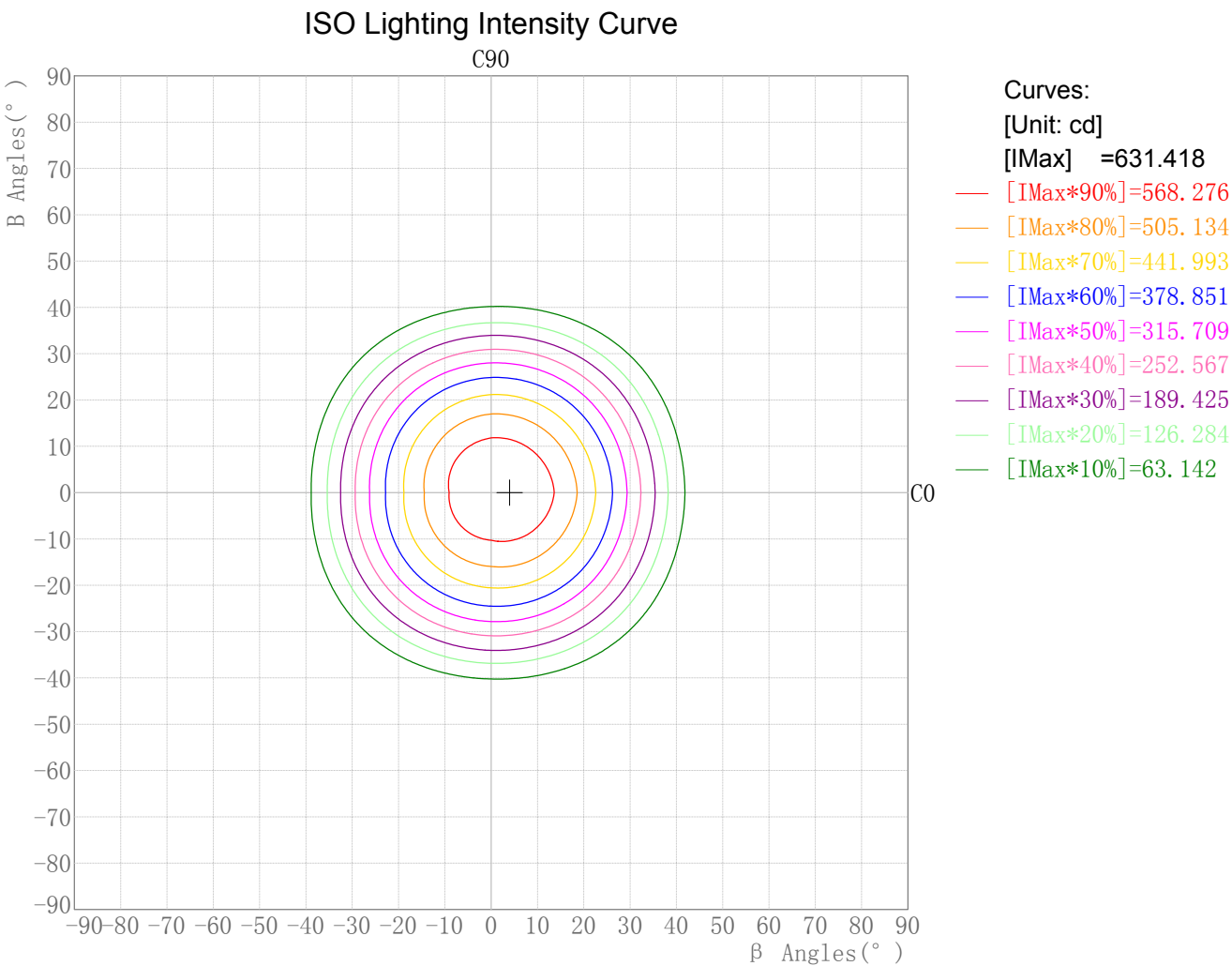
Zone(γ)	Zone Flux (lm)	Sums Flux (lm)	Zone%Lamp	Sums%Lamp	Zone(γ)	Zone Flux (lm)	Sums Flux (lm)	Zone%Lamp	Sums%Lamp
0.0-1.0	0.60	0.60	0.12	0.12	47.0-48.0	1.65	494.14	0.32	95.31
1.0-2.0	1.80	2.39	0.35	0.46	48.0-49.0	1.57	495.71	0.30	95.62
2.0-3.0	2.99	5.38	0.58	1.04	49.0-50.0	1.51	497.22	0.29	95.91
3.0-4.0	4.17	9.55	0.80	1.84	50.0-51.0	1.45	498.67	0.28	96.19
4.0-5.0	5.33	14.88	1.03	2.87	51.0-52.0	1.39	500.06	0.27	96.46
5.0-6.0	6.44	21.31	1.24	4.11	52.0-53.0	1.30	501.37	0.25	96.71
6.0-7.0	7.50	28.82	1.45	5.56	53.0-54.0	1.21	502.57	0.23	96.94
7.0-8.0	8.53	37.35	1.65	7.20	54.0-55.0	1.12	503.69	0.22	97.16
8.0-9.0	9.54	46.89	1.84	9.05	55.0-56.0	1.06	504.75	0.20	97.36
9.0-10.0	10.53	57.42	2.03	11.08	56.0-57.0	1.02	505.78	0.20	97.56
10.0-11.0	11.48	68.90	2.21	13.29	57.0-58.0	0.99	506.77	0.19	97.75
11.0-12.0	12.36	81.26	2.38	15.67	58.0-59.0	0.96	507.73	0.19	97.94
12.0-13.0	13.17	94.43	2.54	18.21	59.0-60.0	0.93	508.66	0.18	98.12
13.0-14.0	13.89	108.32	2.68	20.89	60.0-61.0	0.90	509.56	0.17	98.29
14.0-15.0	14.56	122.88	2.81	23.70	61.0-62.0	0.87	510.43	0.17	98.46
15.0-16.0	15.18	138.06	2.93	26.63	62.0-63.0	0.83	511.26	0.16	98.62
16.0-17.0	15.73	153.80	3.03	29.67	63.0-64.0	0.80	512.07	0.16	98.77
17.0-18.0	16.21	170.00	3.13	32.79	64.0-65.0	0.77	512.84	0.15	98.92
18.0-19.0	16.60	186.61	3.20	35.99	65.0-66.0	0.74	513.58	0.14	99.06
19.0-20.0	16.92	203.53	3.26	39.26	66.0-67.0	0.70	514.28	0.14	99.20
20.0-21.0	17.16	220.69	3.31	42.57	67.0-68.0	0.65	514.93	0.12	99.33
21.0-22.0	17.33	238.01	3.34	45.91	68.0-69.0	0.57	515.50	0.11	99.44
22.0-23.0	17.41	255.42	3.36	49.27	69.0-70.0	0.49	515.99	0.09	99.53
23.0-24.0	17.41	272.84	3.36	52.63	70.0-71.0	0.40	516.40	0.08	99.61
24.0-25.0	17.32	290.16	3.34	55.97	71.0-72.0	0.33	516.72	0.06	99.67
25.0-26.0	17.12	307.28	3.30	59.27	72.0-73.0	0.26	516.98	0.05	99.72
26.0-27.0	16.80	324.07	3.24	62.51	73.0-74.0	0.20	517.18	0.04	99.76
27.0-28.0	16.37	340.44	3.16	65.67	74.0-75.0	0.16	517.34	0.03	99.79
28.0-29.0	15.84	356.28	3.05	68.72	75.0-76.0	0.12	517.45	0.02	99.81
29.0-30.0	15.21	371.49	2.93	71.66	76.0-77.0	0.09	517.54	0.02	99.83
30.0-31.0	14.51	385.99	2.80	74.45	77.0-78.0	0.07	517.61	0.01	99.84
31.0-32.0	13.76	399.75	2.65	77.11	78.0-79.0	0.05	517.66	0.01	99.85
32.0-33.0	12.96	412.70	2.50	79.61	79.0-80.0	0.04	517.70	0.01	99.86
33.0-34.0	12.06	424.77	2.33	81.93	80.0-81.0	0.03	517.73	0.01	99.86
34.0-35.0	11.03	435.80	2.13	84.06	81.0-82.0	0.02	517.75	0.00	99.87
35.0-36.0	9.87	445.67	1.90	85.97	82.0-83.0	0.01	517.76	0.00	99.87
36.0-37.0	8.68	454.35	1.67	87.64	83.0-84.0	0.01	517.77	0.00	99.87
37.0-38.0	7.49	461.84	1.44	89.08	84.0-85.0	0.00	517.77	0.00	99.87
38.0-39.0	6.35	468.19	1.22	90.31	85.0-86.0	0.00	517.77	0.00	99.87
39.0-40.0	5.30	473.48	1.02	91.33	86.0-87.0	0.00	517.77	0.00	99.87
40.0-41.0	4.36	477.85	0.84	92.17	87.0-88.0	0.00	517.77	0.00	99.87
41.0-42.0	3.56	481.41	0.69	92.86	88.0-89.0	0.00	517.77	0.00	99.87
42.0-43.0	2.92	484.33	0.56	93.42	89.0-90.0	0.00	517.77	0.00	99.87
43.0-44.0	2.44	486.77	0.47	93.89	90.0-91.0	0.00	517.77	0.00	99.87
44.0-45.0	2.10	488.87	0.41	94.30	91.0-92.0	0.00	517.77	0.00	99.87
45.0-46.0	1.88	490.75	0.36	94.66	92.0-93.0	0.00	517.77	0.00	99.87
46.0-47.0	1.74	492.49	0.34	95.00	93.0-94.0	0.00	517.77	0.00	99.87

Zonal Flux Tabulation - (Cont.)

Zone(γ)	Zone Flux (lm)	Sums Flux (lm)	Zone%Lamp	Sums%Lamp	Zone(γ)	Zone Flux (lm)	Sums Flux (lm)	Zone%Lamp	Sums%Lamp
94.0-95.0	0.00	517.77	0.00	99.87	141.0-142.0	0.00	517.77	0.00	99.87
95.0-96.0	0.00	517.77	0.00	99.87	142.0-143.0	0.00	517.77	0.00	99.87
96.0-97.0	0.00	517.77	0.00	99.87	143.0-144.0	0.00	517.77	0.00	99.87
97.0-98.0	0.00	517.77	0.00	99.87	144.0-145.0	0.00	517.78	0.00	99.87
98.0-99.0	0.00	517.77	0.00	99.87	145.0-146.0	0.00	517.78	0.00	99.87
99.0-100.0	0.00	517.77	0.00	99.87	146.0-147.0	0.01	517.79	0.00	99.88
100.0-101.0	0.00	517.77	0.00	99.87	147.0-148.0	0.01	517.79	0.00	99.88
101.0-102.0	0.00	517.77	0.00	99.87	148.0-149.0	0.01	517.80	0.00	99.88
102.0-103.0	0.00	517.77	0.00	99.87	149.0-150.0	0.01	517.82	0.00	99.88
103.0-104.0	0.00	517.77	0.00	99.87	150.0-151.0	0.02	517.83	0.00	99.88
104.0-105.0	0.00	517.77	0.00	99.87	151.0-152.0	0.02	517.85	0.00	99.89
105.0-106.0	0.00	517.77	0.00	99.87	152.0-153.0	0.02	517.87	0.00	99.89
106.0-107.0	0.00	517.77	0.00	99.87	153.0-154.0	0.02	517.89	0.00	99.90
107.0-108.0	0.00	517.77	0.00	99.87	154.0-155.0	0.02	517.92	0.00	99.90
108.0-109.0	0.00	517.77	0.00	99.87	155.0-156.0	0.02	517.94	0.00	99.91
109.0-110.0	0.00	517.77	0.00	99.87	156.0-157.0	0.03	517.97	0.00	99.91
110.0-111.0	0.00	517.77	0.00	99.87	157.0-158.0	0.03	517.99	0.01	99.92
111.0-112.0	0.00	517.77	0.00	99.87	158.0-159.0	0.03	518.02	0.01	99.92
112.0-113.0	0.00	517.77	0.00	99.87	159.0-160.0	0.03	518.05	0.01	99.93
113.0-114.0	0.00	517.77	0.00	99.87	160.0-161.0	0.03	518.08	0.01	99.93
114.0-115.0	0.00	517.77	0.00	99.87	161.0-162.0	0.03	518.11	0.01	99.94
115.0-116.0	0.00	517.77	0.00	99.87	162.0-163.0	0.03	518.13	0.01	99.94
116.0-117.0	0.00	517.77	0.00	99.87	163.0-164.0	0.03	518.16	0.01	99.95
117.0-118.0	0.00	517.77	0.00	99.87	164.0-165.0	0.03	518.19	0.01	99.95
118.0-119.0	0.00	517.77	0.00	99.87	165.0-166.0	0.03	518.22	0.01	99.96
119.0-120.0	0.00	517.77	0.00	99.87	166.0-167.0	0.03	518.24	0.01	99.96
120.0-121.0	0.00	517.77	0.00	99.87	167.0-168.0	0.03	518.27	0.00	99.97
121.0-122.0	0.00	517.77	0.00	99.87	168.0-169.0	0.02	518.29	0.00	99.97
122.0-123.0	0.00	517.77	0.00	99.87	169.0-170.0	0.02	518.31	0.00	99.98
123.0-124.0	0.00	517.77	0.00	99.87	170.0-171.0	0.02	518.34	0.00	99.98
124.0-125.0	0.00	517.77	0.00	99.87	171.0-172.0	0.02	518.35	0.00	99.99
125.0-126.0	0.00	517.77	0.00	99.87	172.0-173.0	0.02	518.37	0.00	99.99
126.0-127.0	0.00	517.77	0.00	99.87	173.0-174.0	0.02	518.39	0.00	99.99
127.0-128.0	0.00	517.77	0.00	99.87	174.0-175.0	0.01	518.40	0.00	99.99
128.0-129.0	0.00	517.77	0.00	99.87	175.0-176.0	0.01	518.41	0.00	100.00
129.0-130.0	0.00	517.77	0.00	99.87	176.0-177.0	0.01	518.42	0.00	100.00
130.0-131.0	0.00	517.77	0.00	99.87	177.0-178.0	0.01	518.43	0.00	100.00
131.0-132.0	0.00	517.77	0.00	99.87	178.0-179.0	0.00	518.43	0.00	100.00
132.0-133.0	0.00	517.77	0.00	99.87	179.0-180.0	0.00	518.43	0.00	100.00
133.0-134.0	0.00	517.77	0.00	99.87					
134.0-135.0	0.00	517.77	0.00	99.87					
135.0-136.0	0.00	517.77	0.00	99.87					
136.0-137.0	0.00	517.77	0.00	99.87					
137.0-138.0	0.00	517.77	0.00	99.87					
138.0-139.0	0.00	517.77	0.00	99.87					
139.0-140.0	0.00	517.77	0.00	99.87					
140.0-141.0	0.00	517.77	0.00	99.87					

Rectangle ISO Lighting Intensity Diagram

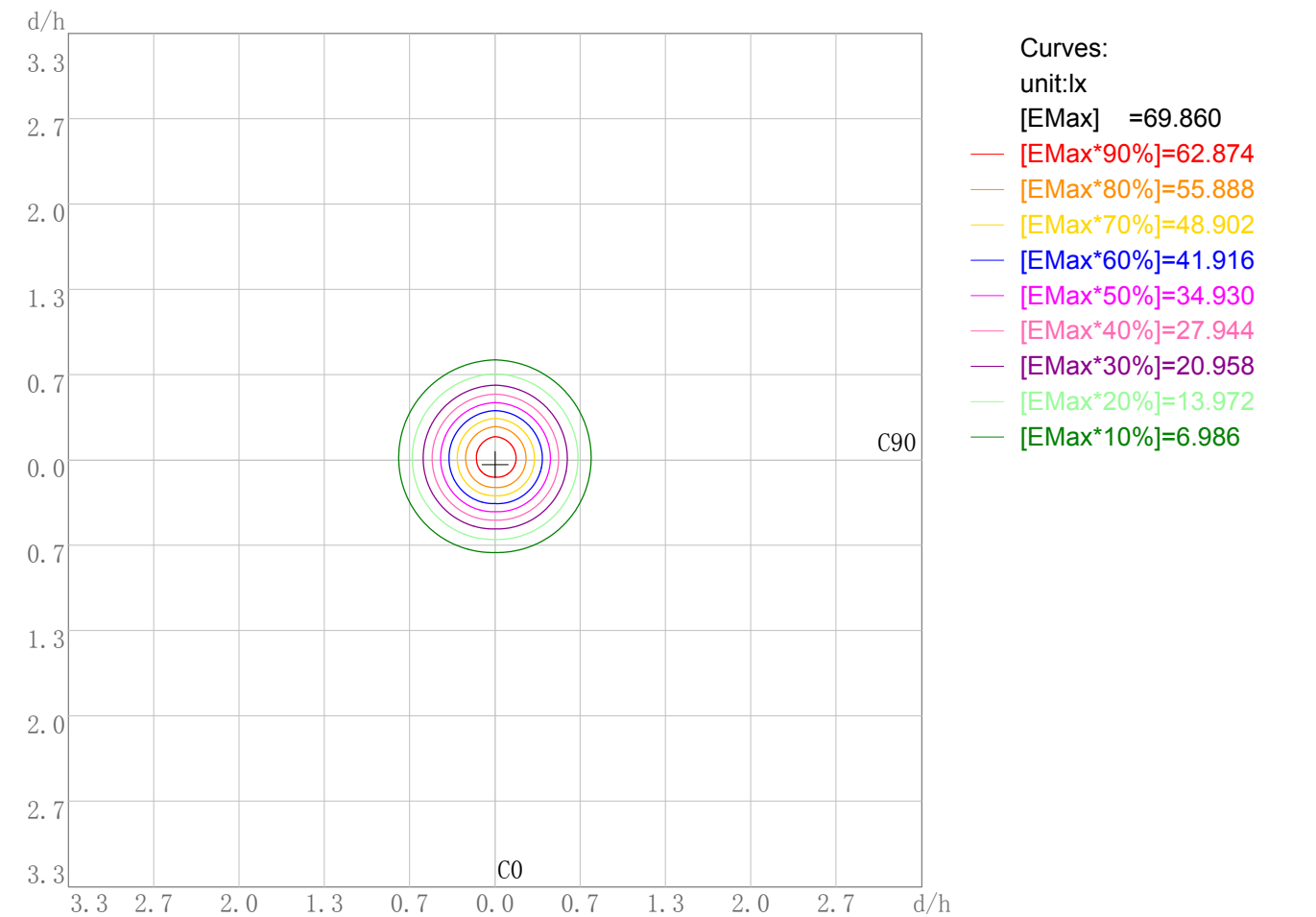
Lum. Name: SD09-09-DW-04 2000K-3000K RA95 60D	Lum. Catalog:	Test ID: 01
Lamp Name:	Lamp Catalog: LED	Test Lab: Quality Department
Manufacture: Shenzhen Norming Lighting Co., Ltd	Test Machine:GON-2000	Test Date: 2021/11/11



Plane ISO-Illuminance Diagram

Lum. Name: SD09-09-DW-04 2000K-3000K RA95 60D	Lum. Catalog:	Test ID: 01
Lamp Name:	Lamp Catalog: LED	Test Lab: Quality Department
Manufacture: Shenzhen Norming Lighting Co., Ltd	Test Machine:GON-2000	Test Date: 2021/11/11

Plane ISO-Illuminance Curve



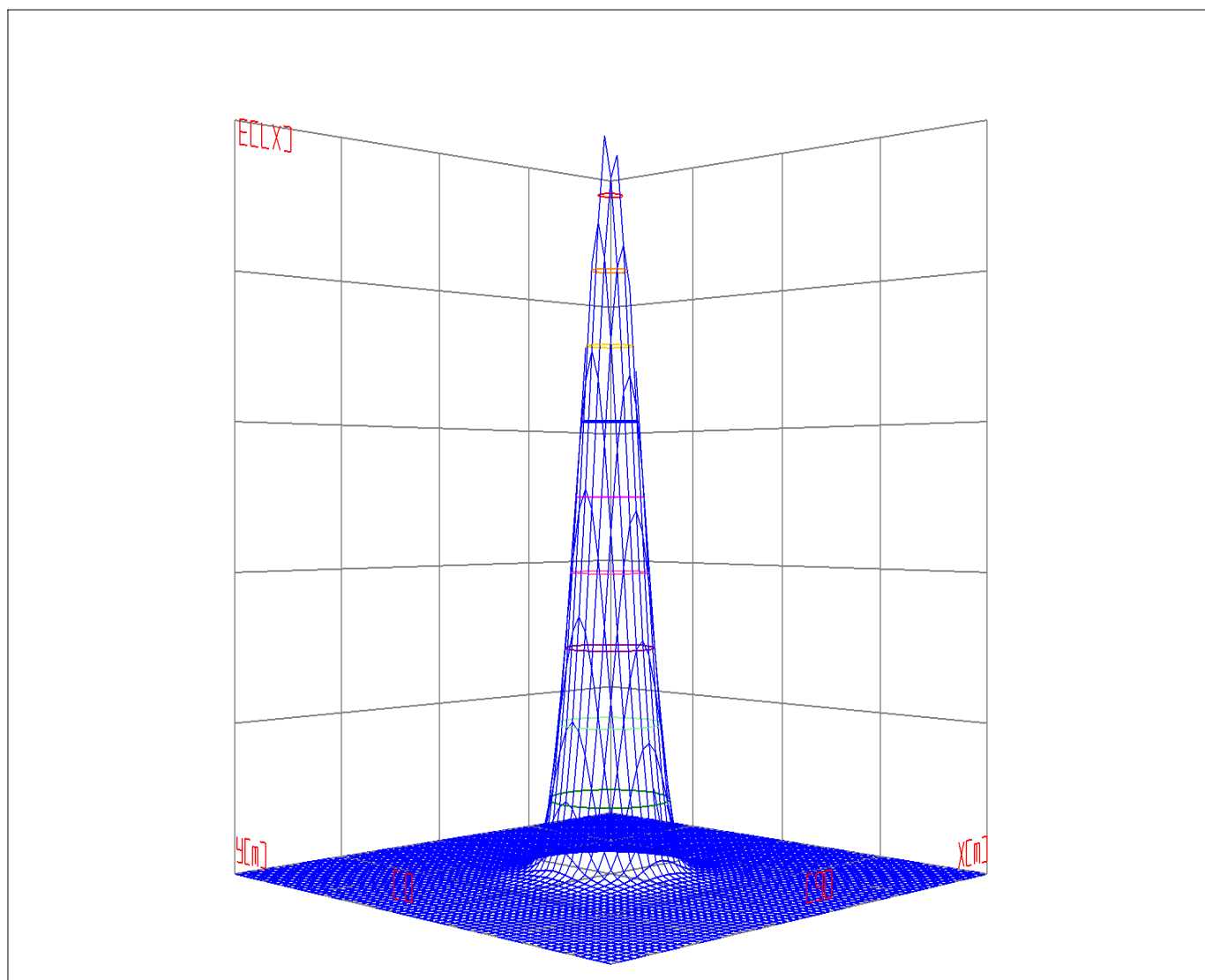
IES Indoor Report

Photometric Filename:SD09-09-DW-04 2000K-3000K RA95 60D.IES

3D Plane ISO Illuminance Diagram

Lum. Name: SD09-09-DW-04 2000K-3000K RA95 60D	Lum. Catalog:	Test ID: 01
Lamp Name:	Lamp Catalog: LED	Test Lab: Quality Department
Manufacture: Shenzhen Norming Lighting Co., Ltd	Test Machine:GON-2000	Test Date: 2021/11/11

3D Plane Illuminance Modal

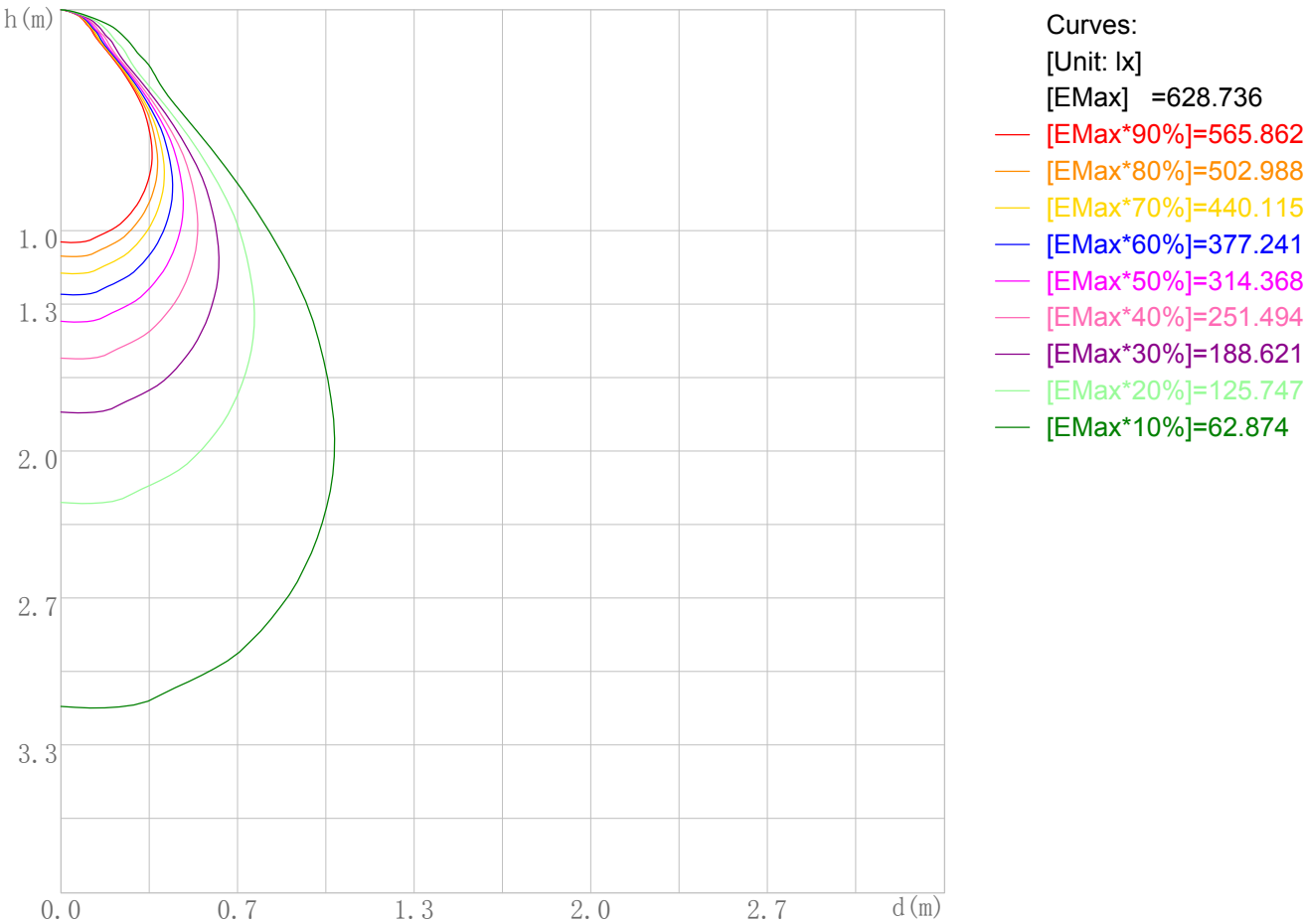


Curves: 3D Model — 90% — 80% — 70% — 60% — 50% — 40% — 30% — 20% — 10% —
View Angles(deg): 0 Height(m): 3.0 Distance(m): 10.0

Space ISO Illuminance Diagram

Lum. Name: SD09-09-DW-04 2000K-3000K RA95 60D	Lum. Catalog:	Test ID: 01
Lamp Name:	Lamp Catalog: LED	Test Lab: Quality Department
Manufacture: Shenzhen Norming Lighting Co., Ltd	Test Machine:GON-2000	Test Date: 2021/11/11

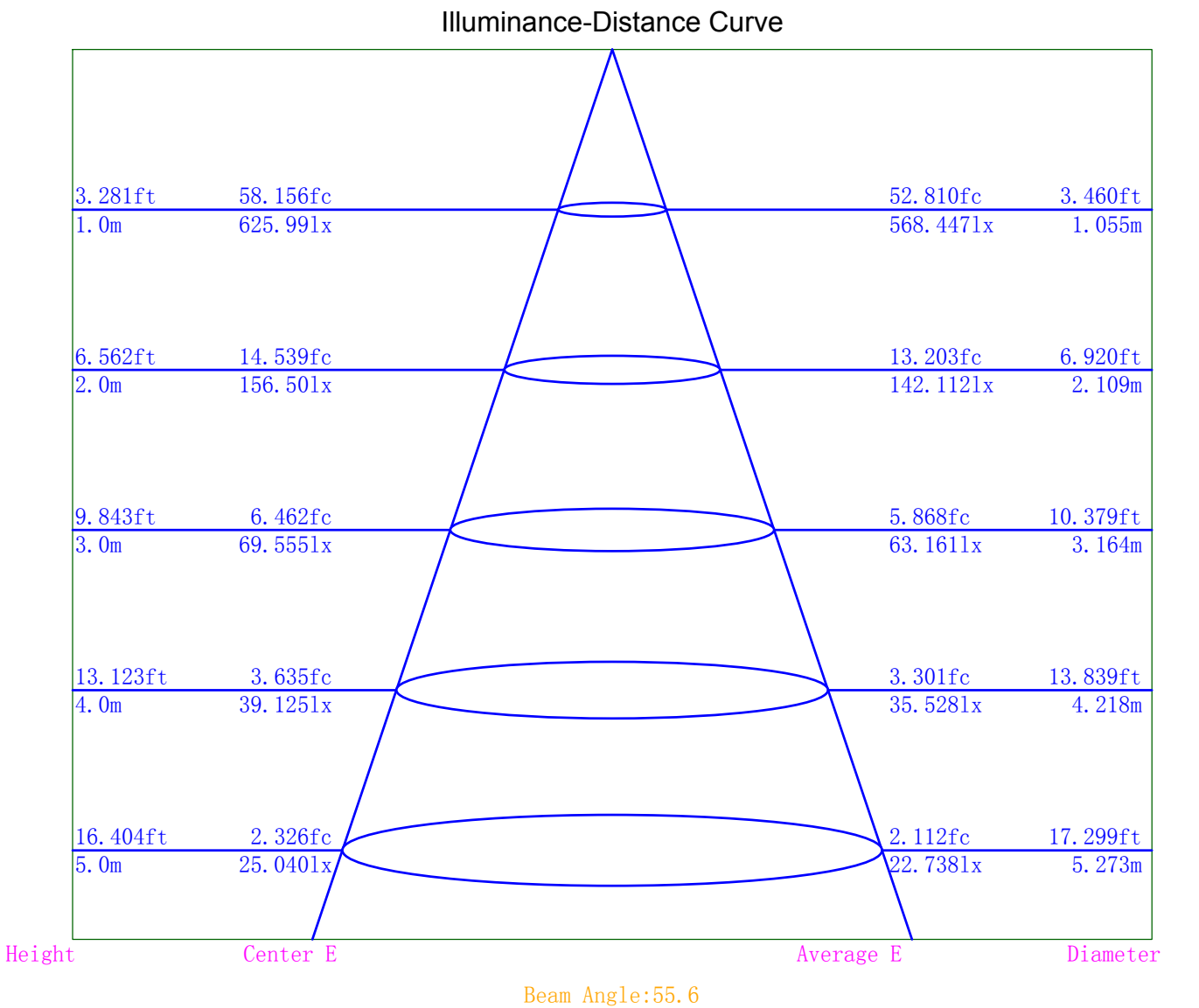
Space ISO Illuminance Curve



Space Plane Maximum Illuminance and @Angle:628.74lx,2.0deg
Plane Maximum Lighting Intensity and @Angle:631.418cd,0deg

Illuminance-Distance Diagram

Lum. Name: SD09-09-DW-04 2000K-3000K RA95 60D	Lum. Catalog:	Test ID: 01
Lamp Name:	Lamp Catalog: LED	Test Lab: Quality Department
Manufacture: Shenzhen Norming Lighting Co., Ltd	Test Machine:GON-2000	Test Date: 2021/11/11



Indoor Luminance Limiting Curves

Lum. Name: SD09-09-DW-04 2000K-3000K RA95 60D	Lum. Catalog:	Test ID: 01
Lamp Name:	Lamp Catalog: LED	Test Lab: Quality Department
Manufacture: Shenzhen Norming Lighting Co., Ltd	Test Machine:GON-2000	Test Date: 2021/11/11

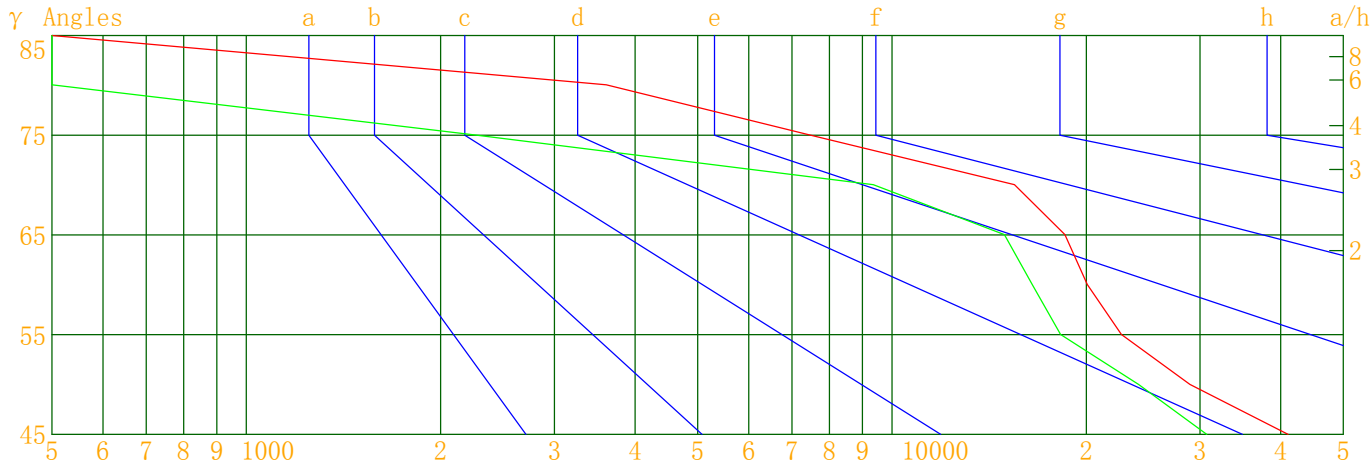
Glare Grade Table

GI	Quality	Using Illuminance							
1.15	A	2000	1000	500	<=300				
1.5	B		2000	1000	500	<=300			
1.85	C			2000	1000	500	<=300		
2.2	D				2000	1000	500	<=300	
2.55	E	a				2000	1000	500	<=300
			b	c	d	e	f	g	h

Luminance Table

Gama(deg)	45	50	55	60	65	70	75	80	85
C0	41054	28933	22667	20072	18527	15476	7434	3610	0
C90	30724	24095	18243	16496	14934	9356	2245	0	0

Luminance Limiting Curve



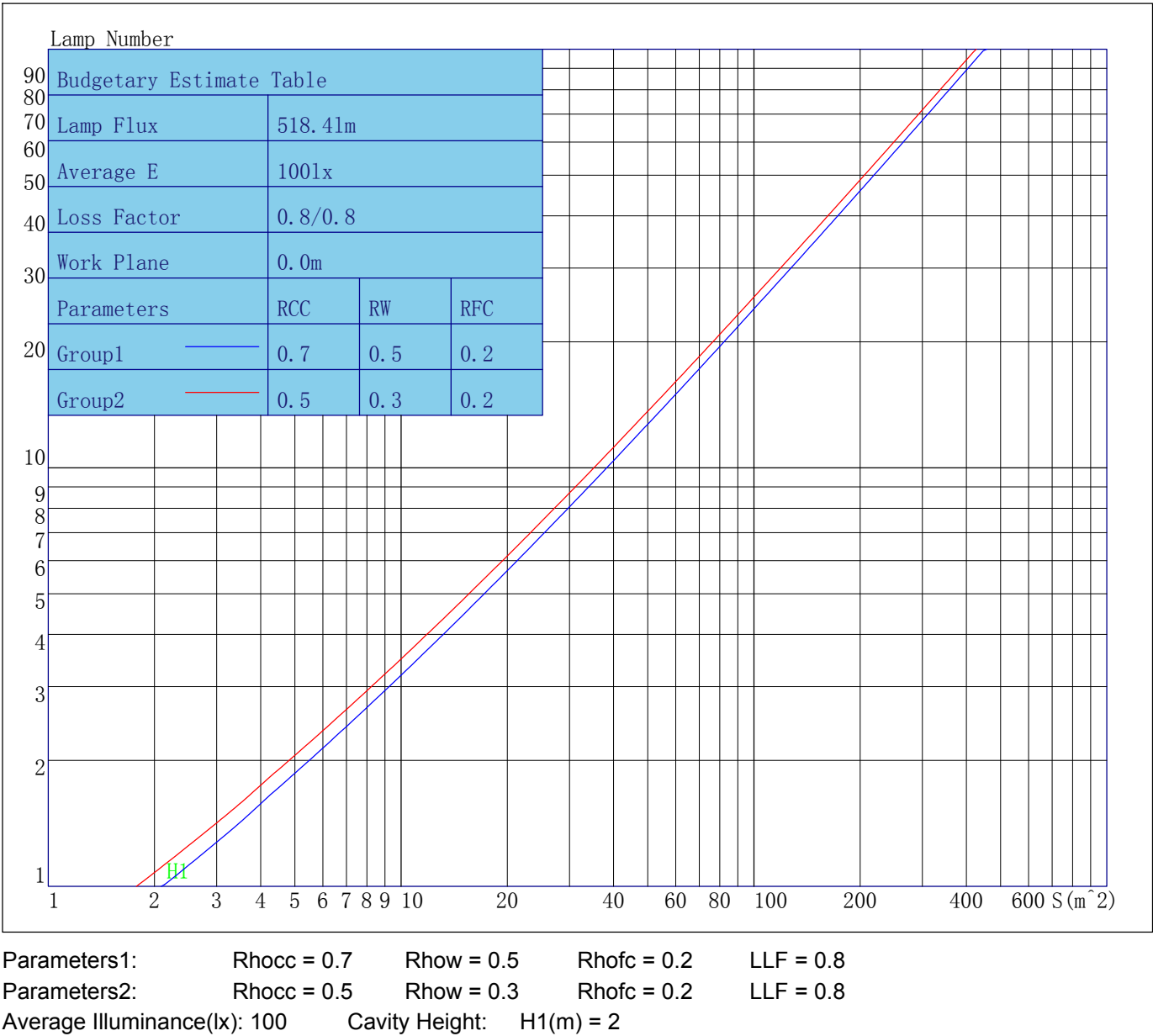
Luminous Size: Length(m)=-0.038 Width(m)=-0.038 Height(m)=0.000 Area(m^2)=0.001134

Luminous Type: Without Luminous Side

Luminous Curves: C0-C180 Color: — C90-C270 Color: —

Indoor Budgetary Estimate Table

Lum. Name: SD09-09-DW-04 2000K-3000K RA95 60D	Lum. Catalog:	Test ID: 01
Lamp Name:	Lamp Catalog: LED	Test Lab: Quality Department
Manufacture: Shenzhen Norming Lighting Co., Ltd	Test Machine:GON-2000	Test Date: 2021/11/11



Indoor Coefficient of Utilization Table

Lum. Name: SD09-09-DW-04 2000K-3000K RA95 60D	Lum. Catelog:	Test ID: 01
Lamp Name:	Lamp Catelog: LED	Test Lab: Quality Deparment
Manufacture: Shenzhen Norming Lighting Co., Ltd	Test Machine:GON-2000	Test Date: 2021/11/11

Coefficients of Utilization - Zonal Cavity Method																		
Coef.	Effective Floor Cavity Reflectance RFC=0.20																	
RhoCC (%)	80				70				50			30			10			0
RhoW (%)	70	50	30	10	70	50	30	10	50	30	10	50	30	10	50	30	10	0
RCR	Coefficient of Utilization(%)																	
0	119	119	119	119	116	116	116	116	111	111	111	106	106	106	102	102	102	100
1	113	111	108	106	111	108	106	104	104	102	101	101	99	98	97	96	95	93
2	108	103	99	95	105	101	97	94	98	95	92	95	92	90	92	90	88	86
3	102	96	91	87	100	94	90	86	92	88	85	89	86	83	87	84	82	80
4	97	89	84	79	95	88	83	79	86	82	78	84	80	77	82	79	76	75
5	92	84	78	73	90	83	77	73	81	76	72	79	75	72	78	74	71	70
6	87	79	73	68	86	78	72	68	76	71	67	75	70	67	73	70	67	65
7	83	74	68	64	82	73	68	63	72	67	63	71	66	63	70	66	62	61
8	79	70	64	60	78	69	63	59	68	63	59	67	62	59	66	62	59	57
9	75	66	60	56	74	65	60	56	64	59	56	63	59	55	63	58	55	54
10	72	62	57	53	71	62	56	53	61	56	52	60	56	52	60	55	52	51

Unified Glare Rating Table

Lum. Name: SD09-09-DW-04 2000K-3000K RA95 60D	Lum. Catelog:	Test ID: 01
Lamp Name:	Lamp Catalog: LED	Test Lab: Quality Deparment
Manufacture: Shenzhen Norming Lighting Co., Ltd	Test Machine:GON-2000	Test Date: 2021/11/11

Unified Glare Rating Table

Ceiling RCC	0.70	0.70	0.50	0.50	0.30	0.70	0.70	0.50	0.50	0.30
Wall RW	0.50	0.30	0.50	0.30	0.30	0.50	0.30	0.50	0.30	0.30
Floor RFC	0.20	0.20	0.20	0.20	0.20	0.20	0.20	0.20	0.20	0.20
Room Size	Vewed crosswise					Vewed endwise				
X=2H Y=2H	22.9	24.0	23.3	24.3	24.6	21.9	22.9	22.3	23.3	23.6
	23.0	23.9	23.4	24.3	24.6	21.9	22.8	22.3	23.2	23.6
	23.0	23.8	23.4	24.2	24.6	21.9	22.7	22.3	23.0	23.4
	22.9	23.7	23.3	24.0	24.4	21.7	22.5	22.2	22.9	23.3
	22.8	23.6	23.3	24.0	24.4	21.7	22.4	22.1	22.8	23.2
	22.8	23.5	23.2	23.9	24.3	21.6	22.3	22.1	22.7	23.1
X=4H Y=2H	22.8	23.6	23.2	24.0	24.4	21.8	22.6	22.2	23.0	23.4
	22.9	23.6	23.4	24.0	24.5	21.8	22.5	22.3	22.9	23.4
	22.9	23.5	23.3	23.9	24.4	21.7	22.4	22.2	22.8	23.2
	22.8	23.3	23.3	23.8	24.3	21.6	22.2	22.1	22.6	23.1
	22.7	23.2	23.2	23.7	24.2	21.6	22.1	22.0	22.5	23.0
	22.7	23.1	23.2	23.6	24.1	21.5	21.9	22.0	22.4	22.9
X=8H Y=4H	22.7	23.2	23.2	23.7	24.2	21.6	22.1	22.1	22.5	23.0
	22.7	23.1	23.2	23.6	24.1	21.5	21.9	22.0	22.4	22.9
	22.6	22.9	23.1	23.5	24.0	21.4	21.8	21.9	22.3	22.8
	22.5	22.8	23.1	23.3	23.9	21.3	21.7	21.9	22.2	22.7
X=12H Y=4H	22.7	23.1	23.2	23.6	24.1	21.5	22.0	22.0	22.4	22.9
	22.6	22.9	23.1	23.4	24.0	21.4	21.8	21.9	22.2	22.8
	22.5	22.8	23.1	23.3	23.9	21.3	21.7	21.9	22.2	22.7
Variations with the objerver position at spacings										
S=1.0H	1.1/-1.3					2.5/-3.2				
S=1.5H	2.5/-3.3					4.1/-9.1				
S=2.0H	2.9/-5.7					4.1/-11.7				
Reduced UGR Table:										
Nordic Standard Table:	BK0					BK0				
Correction Value	0.3					0.2				

o the CIE Pub.117, data has been corrected, refers to the lamp's lumens 8.2flm.

Candela Tabulation

V/H	C0.0	C90.0	C180.0	C270.0
γ 0.0	625.99	625.99	625.99	625.99
γ 1.0	627.90	625.52	624.25	624.09
γ 2.0	629.89	624.88	622.57	623.63
γ 3.0	631.05	624.90	618.73	621.84
γ 4.0	631.42	622.54	612.88	618.92
γ 5.0	630.56	617.59	603.22	614.26
γ 6.0	626.77	609.52	593.11	605.30
γ 7.0	618.10	603.36	584.50	594.66
γ 8.0	610.18	596.39	576.55	585.97
γ 9.0	604.06	590.05	568.87	577.64
γ 10.0	597.88	584.01	560.54	570.49
γ 11.0	591.42	576.15	550.88	562.65
γ 12.0	584.65	566.59	537.54	553.85
γ 13.0	575.67	553.95	523.61	542.47
γ 14.0	563.86	541.58	510.75	529.12
γ 15.0	552.31	529.94	497.92	517.16
γ 16.0	539.32	518.92	484.59	504.26
γ 17.0	526.44	504.89	470.21	492.36
γ 18.0	513.37	490.48	454.80	479.18
γ 19.0	499.04	475.68	439.57	465.33
γ 20.0	483.15	460.47	424.43	450.15
γ 21.0	467.99	444.60	408.71	435.21
γ 22.0	451.64	429.01	391.87	419.90
γ 23.0	434.94	412.00	375.31	404.31
γ 24.0	418.06	394.81	358.32	387.74
γ 25.0	401.15	376.53	339.94	370.43
γ 26.0	382.93	357.36	320.82	351.90
γ 27.0	363.81	337.14	300.23	332.33
γ 28.0	344.43	315.96	279.96	312.34
γ 29.0	323.49	293.90	259.44	291.71
γ 30.0	301.55	272.15	239.29	271.38
γ 31.0	280.34	251.07	218.98	250.47
γ 32.0	259.37	230.35	199.74	230.29
γ 33.0	239.00	210.22	179.00	211.04
γ 34.0	219.45	188.30	156.71	190.85
γ 35.0	198.84	164.30	134.23	168.03
γ 36.0	175.88	141.06	113.12	144.98
γ 37.0	152.76	119.42	93.96	122.98
γ 38.0	130.65	99.13	76.44	102.18
γ 39.0	110.60	81.00	60.87	82.84
γ 40.0	92.38	65.62	48.07	66.36
γ 41.0	75.19	52.30	37.70	52.66
γ 42.0	60.85	41.61	29.95	41.75
γ 43.0	49.04	33.68	24.68	33.59
γ 44.0	39.74	28.15	21.55	27.89
γ 45.0	32.92	24.64	19.56	24.31
γ 46.0	28.64	22.36	18.12	21.98

Candela Tabulation - (Cont.)

V/H	C0.0	C90.0	C180.0	C270.0
γ 47.0	25.84	20.74	17.07	20.38
γ 48.0	23.80	19.53	16.22	19.21
γ 49.0	22.26	18.49	15.42	18.20
γ 50.0	21.09	17.57	14.67	17.33
γ 51.0	20.00	16.67	13.73	16.48
γ 52.0	19.02	15.66	12.30	15.54
γ 53.0	17.97	14.18	10.89	14.22
γ 54.0	16.54	12.60	10.30	12.69
γ 55.0	14.74	11.87	9.87	11.85
γ 56.0	13.60	11.28	9.49	11.31
γ 57.0	12.95	10.79	9.19	10.86
γ 58.0	12.35	10.33	8.83	10.51
γ 59.0	11.86	9.86	8.44	10.16
γ 60.0	11.38	9.35	8.06	9.80
γ 61.0	10.87	8.82	7.71	9.39
γ 62.0	10.32	8.38	7.37	9.01
γ 63.0	9.79	7.93	7.08	8.67
γ 64.0	9.32	7.54	6.82	8.35
γ 65.0	8.88	7.16	6.47	8.05
γ 66.0	8.44	6.76	6.03	7.72
γ 67.0	8.04	6.24	5.34	7.28
γ 68.0	7.55	5.55	4.41	6.67
γ 69.0	6.92	4.57	3.52	5.77
γ 70.0	6.00	3.63	2.76	4.83
γ 71.0	5.01	2.81	2.10	4.01
γ 72.0	4.15	2.11	1.56	3.29
γ 73.0	3.37	1.50	1.12	2.68
γ 74.0	2.73	1.03	0.76	2.16
γ 75.0	2.18	0.66	0.49	1.74
γ 76.0	1.74	0.39	0.28	1.42
γ 77.0	1.39	0.17	0.09	1.17
γ 78.0	1.14	0.00	0.00	0.95
γ 79.0	0.91	0.00	0.00	0.75
γ 80.0	0.71	0.00	0.00	0.58
γ 81.0	0.52	0.00	0.00	0.41
γ 82.0	0.37	0.00	0.00	0.26
γ 83.0	0.22	0.00	0.00	0.14
γ 84.0	0.09	0.00	0.00	0.01
γ 85.0	0.00	0.00	0.00	0.00
γ 86.0	0.00	0.00	0.00	0.00
γ 87.0	0.00	0.00	0.00	0.00
γ 88.0	0.00	0.00	0.00	0.00
γ 89.0	0.00	0.00	0.00	0.00
γ 90.0	0.00	0.00	0.00	0.00
γ 91.0	0.00	0.00	0.00	0.00
γ 92.0	0.00	0.00	0.00	0.00
γ 93.0	0.00	0.00	0.00	0.00

Candela Tabulation - (Cont.)

V/H	C0.0	C90.0	C180.0	C270.0
γ 94.0	0.00	0.00	0.00	0.00
γ 95.0	0.00	0.00	0.00	0.00
γ 96.0	0.00	0.00	0.00	0.00
γ 97.0	0.00	0.00	0.00	0.00
γ 98.0	0.00	0.00	0.00	0.00
γ 99.0	0.00	0.00	0.00	0.00
γ 100.0	0.00	0.00	0.00	0.00
γ 101.0	0.00	0.00	0.00	0.00
γ 102.0	0.00	0.00	0.00	0.00
γ 103.0	0.00	0.00	0.00	0.00
γ 104.0	0.00	0.00	0.00	0.00
γ 105.0	0.00	0.00	0.00	0.00
γ 106.0	0.00	0.00	0.00	0.00
γ 107.0	0.00	0.00	0.00	0.00
γ 108.0	0.00	0.00	0.00	0.00
γ 109.0	0.00	0.00	0.00	0.00
γ 110.0	0.00	0.00	0.00	0.00
γ 111.0	0.00	0.00	0.00	0.00
γ 112.0	0.00	0.00	0.00	0.00
γ 113.0	0.00	0.00	0.00	0.00
γ 114.0	0.00	0.00	0.00	0.00
γ 115.0	0.00	0.00	0.00	0.00
γ 116.0	0.00	0.00	0.00	0.00
γ 117.0	0.00	0.00	0.00	0.00
γ 118.0	0.00	0.00	0.00	0.00
γ 119.0	0.00	0.00	0.00	0.00
γ 120.0	0.00	0.00	0.00	0.00
γ 121.0	0.00	0.00	0.00	0.00
γ 122.0	0.00	0.00	0.00	0.00
γ 123.0	0.00	0.00	0.00	0.00
γ 124.0	0.00	0.00	0.00	0.00
γ 125.0	0.00	0.00	0.00	0.00
γ 126.0	0.00	0.00	0.00	0.00
γ 127.0	0.00	0.00	0.00	0.00
γ 128.0	0.00	0.00	0.00	0.00
γ 129.0	0.00	0.00	0.00	0.00
γ 130.0	0.00	0.00	0.00	0.00
γ 131.0	0.00	0.00	0.00	0.00
γ 132.0	0.00	0.00	0.00	0.00
γ 133.0	0.00	0.00	0.00	0.00
γ 134.0	0.00	0.00	0.00	0.00
γ 135.0	0.00	0.00	0.00	0.00
γ 136.0	0.00	0.00	0.00	0.00
γ 137.0	0.00	0.00	0.00	0.00
γ 138.0	0.00	0.00	0.00	0.00
γ 139.0	0.00	0.00	0.00	0.00
γ 140.0	0.00	0.00	0.00	0.00

Candela Tabulation - (Cont.)

V/H	C0.0	C90.0	C180.0	C270.0
γ 141.0	0.00	0.00	0.00	0.00
γ 142.0	0.00	0.00	0.00	0.00
γ 143.0	0.00	0.00	0.00	0.00
γ 144.0	0.00	0.00	0.06	0.04
γ 145.0	0.00	0.00	0.12	0.10
γ 146.0	0.00	0.00	0.19	0.15
γ 147.0	0.01	0.00	0.25	0.21
γ 148.0	0.06	0.00	0.31	0.26
γ 149.0	0.13	0.02	0.36	0.31
γ 150.0	0.18	0.08	0.41	0.36
γ 151.0	0.23	0.13	0.46	0.42
γ 152.0	0.30	0.19	0.52	0.47
γ 153.0	0.35	0.24	0.56	0.51
γ 154.0	0.41	0.30	0.62	0.56
γ 155.0	0.46	0.35	0.67	0.61
γ 156.0	0.50	0.40	0.71	0.65
γ 157.0	0.55	0.44	0.75	0.70
γ 158.0	0.61	0.49	0.79	0.75
γ 159.0	0.66	0.54	0.84	0.78
γ 160.0	0.71	0.59	0.88	0.83
γ 161.0	0.76	0.63	0.93	0.87
γ 162.0	0.81	0.68	0.96	0.91
γ 163.0	0.86	0.74	1.00	0.95
γ 164.0	0.91	0.78	1.04	0.99
γ 165.0	0.95	0.82	1.07	1.02
γ 166.0	0.98	0.86	1.10	1.05
γ 167.0	1.03	0.90	1.14	1.09
γ 168.0	1.07	0.95	1.17	1.12
γ 169.0	1.11	0.99	1.21	1.15
γ 170.0	1.14	1.03	1.22	1.19
γ 171.0	1.17	1.06	1.25	1.21
γ 172.0	1.21	1.10	1.27	1.24
γ 173.0	1.24	1.12	1.30	1.26
γ 174.0	1.26	1.15	1.31	1.28
γ 175.0	1.29	1.20	1.33	1.31
γ 176.0	1.31	1.21	1.35	1.33
γ 177.0	1.33	1.24	1.36	1.34
γ 178.0	1.36	1.26	1.36	1.36
γ 179.0	1.36	1.27	1.36	1.36
γ 180.0	1.35	1.35	1.35	1.35